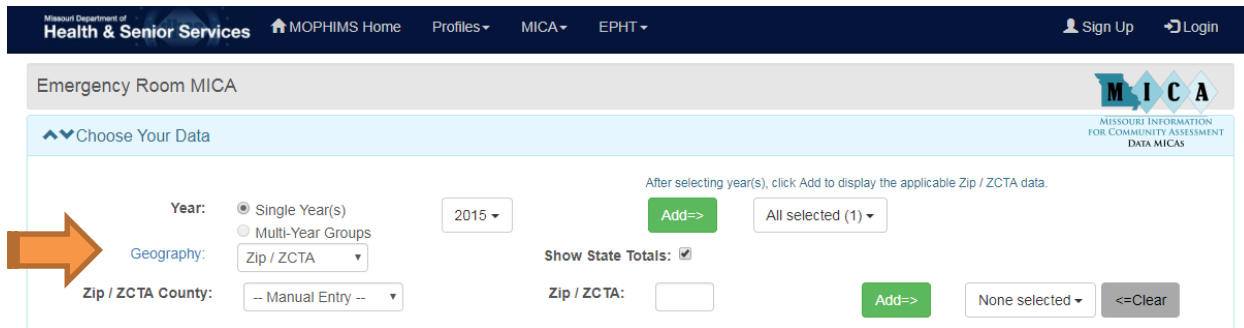


ZIP Code and Census Tract Analysis in MOPHIMS

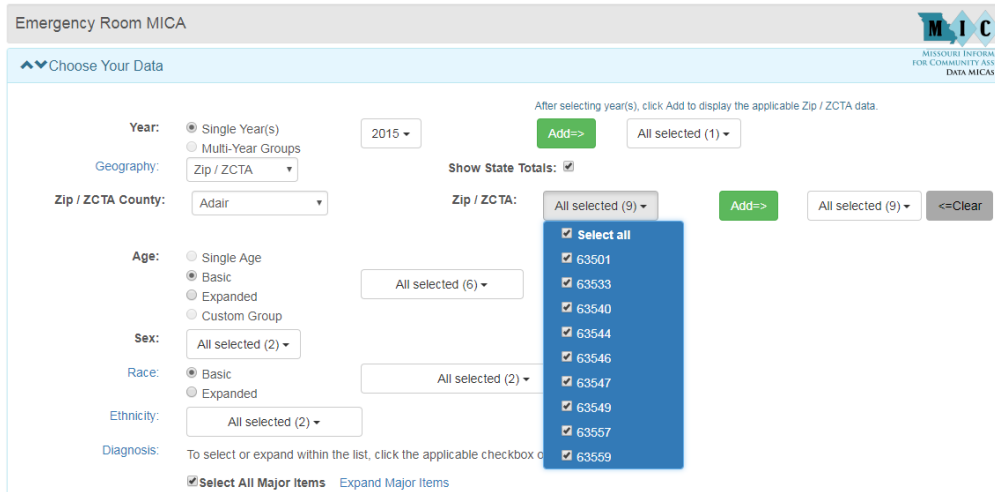
One eagerly anticipated enhancement of the new MOPHIMS application (MOPHIMS stands for Missouri Public Health Information Management System) features the ability for users to generate custom datasets using ZIP Code or Census Tract level data. Census tract data is available only at the Registered user level, so if you’ve not yet [signed up](#) this might be the deciding factor! We’ll walk through some scenarios using ZIP Codes as the example, but this guidance is largely applicable to the census tract data, as well.



There are a few things to note before you trot down this path of generating ZIP Code level data. First, make sure that the data years you are selecting do not cross the 2010 boundary. Because of geographical changes associated with the US Census, MOPHIMS will only allow users to group data for years 2001-2010 or 2011-most recent. If you know that there have been no major shifts in boundaries for the areas you’re interested in, go ahead and compare away. Just keep in mind that you’ll just have to run two queries to do so. Next, those green ‘Add’ buttons will come in very handy. Make sure to click them after you choose your data year ranges and after you make initial ZIP Code selections, or MOPHIMS won’t know that you’re finished.

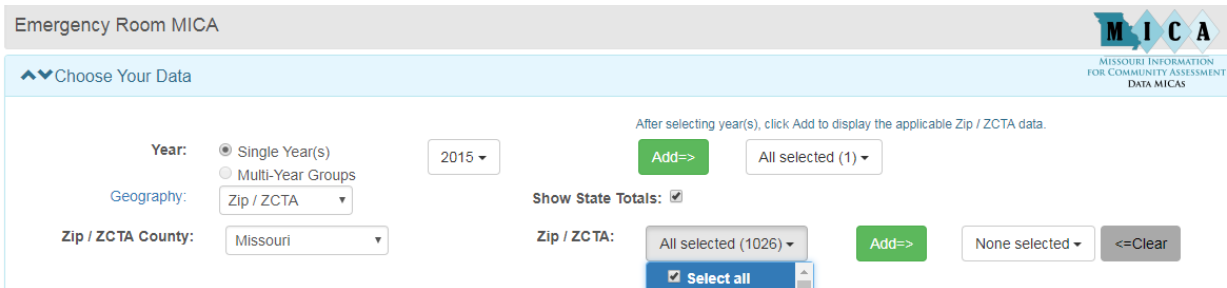
There are several ways to generate ZIP Code level data: 1) users can choose all (or a selection) of ZIP Codes for a specific county of interest; 2) users could generate a very large table that includes every ZIP Code in the state; 3) users can manually key in ZIP Codes; or 4) users can copy/paste a set of ZIP Codes into MOPHIMS from an outside application.

#1- I’m only interested in the zip codes that fall in my county.



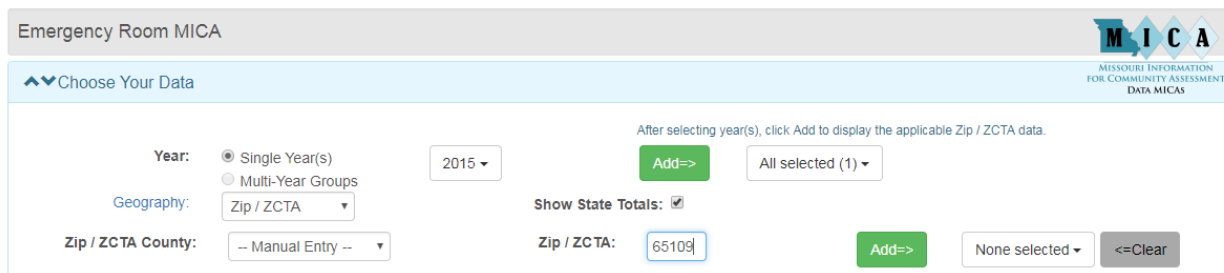
This option is good if a user only needs data for the ZIP Codes of their county. Select a specific county from the Zip/ZCTA County dropdown and make choices in the ZIP list. Keep in mind- MOPHIMS will grab every ZIP in your county and display all of the data for that geography, even if only a piece falls within county boundaries. (For example, ZIP 63549 is part of both Adair and Macon Counties.) The ensuing data table will show the count for the entire ZIP Code, not just the Adair County piece.

#2- Give me everything!



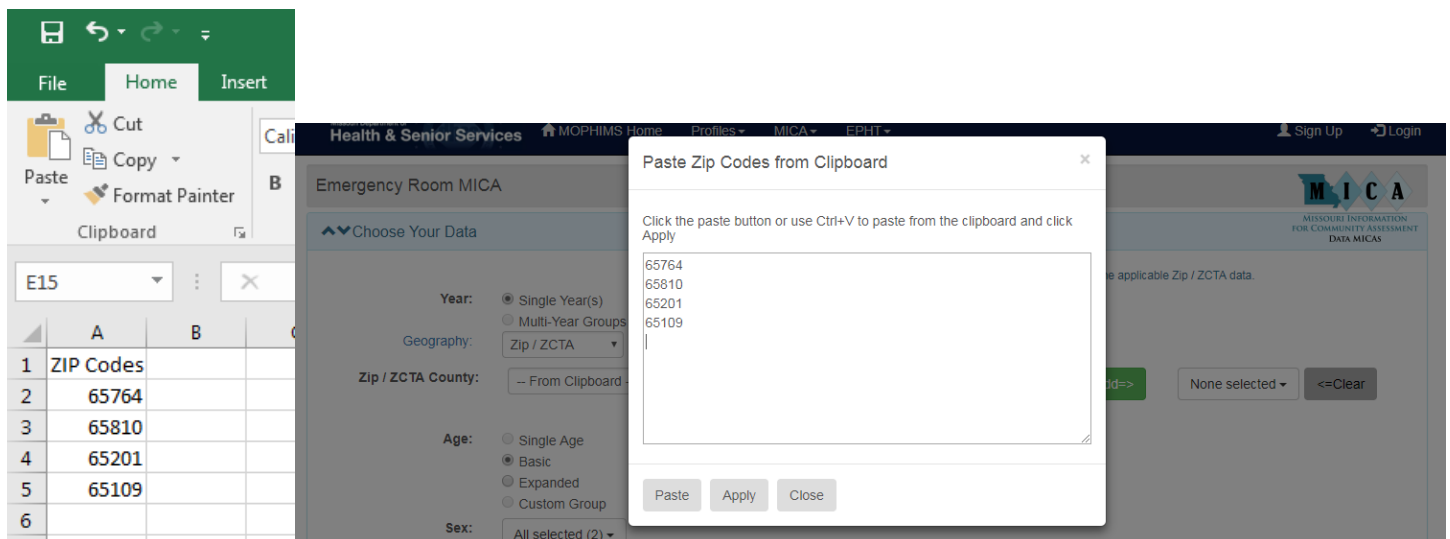
If a user is working on a project that is doing aggregation or comparison of ZIP Codes, it could be useful to download everything at once and export the data to Excel. To do so, users can simply ‘Add’ all 1,026 Missouri ZIP Codes by choosing ‘Missouri’ from the Zip/ZCTA County.

#3- I only want a few ZIP Codes and I know them off the top of my head.



Users who are only interested in data from a very few ZIP Codes can easily access that information by choosing ‘Manual Entry’ in the Zip/ZCTA County box and then keying in the ZIPs in the text box that appears. Don’t forget to click ‘Add’!

#4- I have a list of ZIP Codes, but it is too long to manually type and I don’t need EVERYTHING!



MOPHIMS has an option for those users who would like to copy/paste a list of ZIP Codes from another program into the system. Choose 'From Clipboard' in the Zip/ZCTA County dropdown and then use the text box to paste the relevant data. Most carriage returns will work in the MOPHIMS system. Once a user clicks 'Apply', they can close the pop up box.

Users should remember to choose 'Geography' as either the Row or Column variable when building a table so that they can see the individual ZIP Code or Census Tract breakouts. Also, don't be alarmed when no rates are shown on the table. Due to the high error rates of small area population estimates, rates are not shown in MOPHIMS at these granular geographic levels.



Public Health Spotlight



Chelsea Fischer is the newest member in the Bureau of Health Care Analysis and Data Dissemination team. She is a Research Analyst I, who joined us in May of this year. In this position, Chelsea will serve as the primary data abstractor for the Enhanced State Opioid Overdose Surveillance (ESOOS) project, the purpose of which is to provide more timely and comprehensive data on fatal and nonfatal opioid overdoses. She is very enthusiastic about this role since she will be working in the background to make sure Missouri opioid data is readily available at the right time to fight this epidemic.

Chelsea graduated from the University of Missouri in May of 2018 with Bachelors in Anthropology and a minor in Art history. While attending Mizzou, Chelsea had the opportunity to complete two internships. The first was with the State Historic Preservation Office where she did outreach to educate the public on historic preservation throughout Missouri. The second was with the Boone County

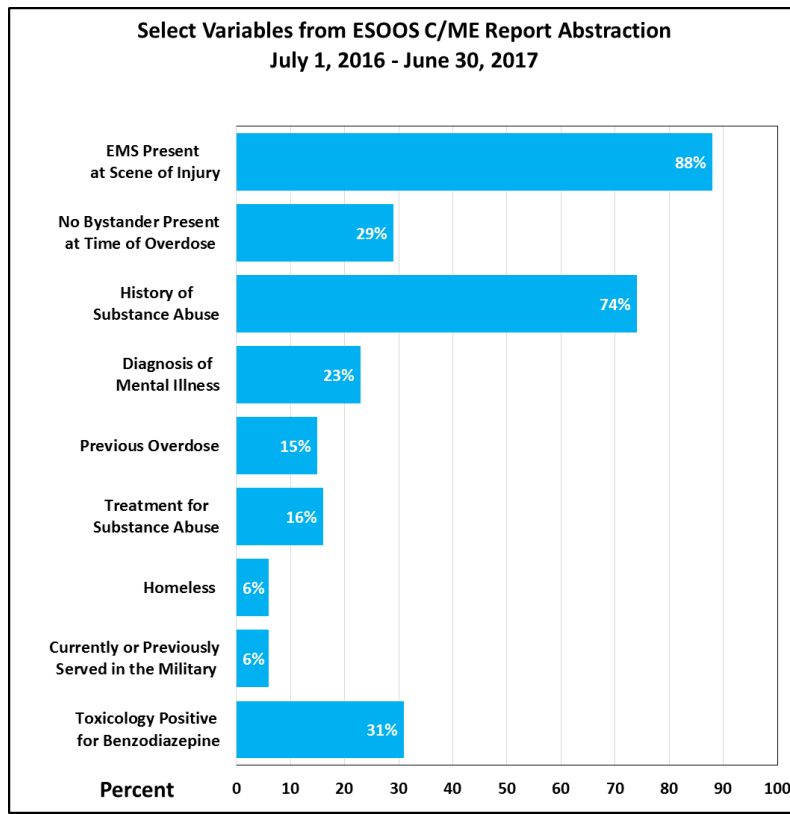
Historic Museum where she learned a ton about the ins and outs of museums. Prior to her current role, she also held a Research Assistance position with the Department of Conservation where she worked with surveys and data in their Resource Science Division. What a busy bee!☺

When asked what drew her to the field of public health and what that transition has been like, she said, "I've always been interested in humans and the different aspects of our lives, and a great way to gain insight into that is through the data that we work with." She continued to say, "The great people that I have worked with have made the transition from 'college life' to 'working life' a lot easier than I would have expected."

Chelsea was also willing to share her long-term goals: "I hope to someday be able to impact others with the work that I do, whatever work that may be. If I could make a difference in at least one person's life, I would be happy."

Outside of work, you will either catch Chelsea spending time outside with her beagle Cooper, watching her favorite sports team, or reading a good book. Currently, she is busy wedding planning as she is getting married at the beginning of December. She could not be more excited about this next step in her life. Welcome to the team Chelsea, we are happy to have you!

opioid related deaths (with an unintentional/undetermined manner of death) involved fentanyl. This was up from 60% in the second half of 2016. Likewise, the chart below provides the incidence percentages for a number of risk factors available through the project.



Data Updates

The following table lists the most current data years available on MOPHIMS MICAs. Please note much of the data from the Data MICAs feed the Community Data Profiles, which have also been updated.

MICA	Most Recent Data Year Available	MICA	Most Recent Data Year Available
Birth MICA	2016	Population MICA	2016
Cancer Incidence MICA	2014	Pregnancy MICA	2016
Chronic Disease Deaths MICA	2016	Preventable Hospitalization MICA	2015
Chronic Disease Emergency Room MICA	2015	Procedures MICA	2015
Chronic Disease Inpatient Hospitalization MICA	2015	TANF MICA	2012
Death MICA	2016	WIC Prenatal MICA	2015
Emergency Room MICA	2015	WIC Postpartum MICA	2015
Fertility and Pregnancy Rate MICA	2016	WIC Linked Prenatal – Postpartum MICA	2015
Injury MICA	2015	WIC Infant MICA	2015
Inpatient Hospitalization MICA	2015	WIC Child MICA	2015
Mo Healthnet (Medicaid) MICA	2016		



Training Updates

We have had quite a busy spring/summer hitting the road on the MOPHIMS Health Data Training Tour. Since March, we have traveled to Branson, Sikeston, Moberly, and just down the road to the Missouri Technical Training (MOTEC) center in Jefferson City. Over 75 terrific individuals have come together over eight days with the shared goal of learning how to obtain and utilize Missouri’s health statistics to positively impact their communities. We’ve heard awesome stories about how our users are leveraging this information to do good—in Branson hospital staff are using the data to improve patient outcomes, our Sikeston crew told us how much this information impacts their funding streams, and the Moberly group featured some university staff who are planning on incorporating MOPHIMS into their informatics and public health curriculums.



Our road show usually takes a break during the winter months, but we have one more training scheduled in the St Louis area in November. Details are below. While on hiatus, our team plans on revising training materials and working up new exercises, examples, games, and other super-secret excitement to incorporate into the courses next spring. Do you have suggestions? Is there something you would love to see featured in our health data trainings? Let us know at MOPHIMSUserGroup@health.mo.gov!

Location:	Course 1-MOPHIMS: Introduction to Profiles and MICA	Course 2-MOPHIMS: Health Data Analysis	Registration Link
BJC- The Commons 4249 Clayton Ave St Louis, MO 63110	November 13 (Deadline: Nov 7) Limit: 22 participants	November 14 (Deadline: Nov 7) Limit: 22 participants	https://www.surveymonkey.com/r/7PJRDV2



Q & A

I am interested in obtaining Partner level access on MOPHIMS. What steps do I need to take in order to become a Partner level user?

Partner level access to MOPHIMS will allow users to view data that is suppressed due to confidentiality purposes. This data can be helpful to Local Public Health Agencies (LPHA) for program planning and intervention purposes in their respective geography. Currently, Partner level access is available only to LPHA professionals.

In order for individuals from LPHAs to obtain access, your first step would be to ensure you have a free MOPHIMS Registered level account. The step by step directions can be found by following the link on the MOPHIMS home page at the bottom left hand side.

The screenshot shows the MOPHIMS website interface. At the top is a dark navigation bar with the Missouri Department of Health & Senior Services logo, a home icon, and links for MOPHIMS Home, Profiles, MICA, and EPHT. On the right of the bar are 'Sign Up' and 'Login' buttons. Below the navigation bar is the MOPHIMS logo, which consists of a stylized map of Missouri and the text 'MOPHIMS'. Underneath the logo is a descriptive sentence: 'The Missouri Public Health Information Management System (MOPHIMS) provides a common means for users to access public health related data to assist in defining the health status and needs of Missourians.' The main content area is divided into three columns. The first column is for 'DATA PROFILES', featuring a 'MICA' logo and a list of available data categories. The second column is for 'DATA MICAS', also featuring a 'MICA' logo and a list of available data categories. The third column is for 'EPHT', featuring a logo with a green wave and a city skyline, and a list of available data categories. At the bottom of the page, there is a red-bordered box containing three links: 'Click Here for sign up and login instructions.', 'Click Here for health data training information and opportunities.', and 'Click Here for more information about confidentiality and suppression in MOPHIMS.'

Missouri Department of Health & Senior Services MOPHIMS Home Profiles MICA EPHT Sign Up Login

MOPHIMS

The Missouri Public Health Information Management System (MOPHIMS) provides a common means for users to access public health related data to assist in defining the health status and needs of Missourians.

DATA PROFILES

Community Data Profiles are available on various subject areas and provide data on 15-30 indicators for each geography selected.

- Maternal, Infant and Child Health Profiles
- Chronic Disease Profiles
- Injury Profiles
- Death Profiles
- Hospital and Emergency Room Visit Profiles
- Special Demographic Profiles
- County-Level Study Profiles

DATA MICAS

The Missouri Information for Community Assessment (MICA) allows users to summarize data, calculate rates, and prepare information in a graphic format.

- Maternal, Infant and Child Health MICAs
- Chronic Disease MICAs
- Injury MICA
- Death MICA
- Hospital and Emergency Room Visit MICAs
- Population MICA
- Medicaid/TANF MICAs

EPHT

The Missouri Environment Public Health Tracking (EPHT) program was developed to assist the public, communities, policymakers, and scientists, answer fundamental questions about the relationships between environmental exposures and health effects. Data on this site also include hazard and disease surveillance.

- Health Data
 - Blood Lead Levels
 - Asthma
 - Birth Defects
 - Myocardial Infarction
 - Carbon Monoxide Poisoning
- Environmental Data
 - Agriculture
 - Air Quality
 - Water Quality
- Community Data
- National Data

[Click Here for sign up and login instructions.](#)
[Click Here for health data training information and opportunities.](#)
[Click Here for more information about confidentiality and suppression in MOPHIMS.](#)

This will provide instructions on how to sign up and should take no longer than five to ten minutes. Below is the link to the MOPHIMS Home page:

<https://webapp01.dhss.mo.gov/MOPHIMS/MOPHIMSHome>

Additional Access for Appropriate LPHA Staff

As intimated above, LPHA employees who need access to unsuppressed data can request Partner level access. After you have a MOPHIMS Registered level account, LPHA staff can submit an Automated Security Access Processing (ASAP) request to receive additional user access as a Partner level user. The ASAP page is located on the MODHSS site. The link below will take you directly to the ASAP page:

<http://health.mo.gov/information/asap/>

From this page you can select the appropriate user manual. For example, if you are with a Local Public Health Agency you can select the LPHA User Manual in order to obtain detailed information over how an LPHA employee should register for and submit an ASAP request.

ASAP (Automated Security Access Processing)

DHSS Home » Information » asap

- **ASAP Login**
- General User Manual
- **LPHA User Manual**
- MHIRS User Manual
- Immunization User - Private provider or school

- Money Follows the Person - Non State Users
- Money Follows the Person - State Employees

Automated Security Access Processing (ASAP) is a web-based system that allows individuals to request access to network and computer resources provided by the Missouri Department of Health and Senior Services (DHSS).

Only DHSS employees, local public health agency employees, and other entities that have a Memorandum of Agreement or contract with DHSS should access ASAP.

To use ASAP, a profile must be created by clicking the "New User" button on the login screen, at which time some demographic and contact information will be collected. The ASAP system will then provide the user with a User ID.

Access ASAP

If you should encounter problems or have questions, contact support@health.mo.gov.

News & Information
News Releases
Health Alerts Archive
Food and Drug Recalls
Newsletters
Public Notices
Employment
Boards, Commissions & Councils
Institutional Review Board Guidelines
Epi Grand Rounds
Health Insurance Portability and Accountability Act (HIPAA)

You can also find the ASAP Login on this page. After logging into ASAP, you will then be able to submit your request for Partner level access. This access request may take up to two weeks to fulfill or to deny. If at any time during this process you have trouble, please remember the BHCADD team is always here to help. Feel free to contact us at any point and we will do our best to assist in this process.

Remember, Partner level access is currently only available for appropriate LPHA staff.



Practice Exercise

The Bootheel Region is one of the Missouri regions with high teenage pregnancy rates. As a result, a nonprofit organization in the Bootheel has gotten a grant to effectively promote adolescent health and reduce teenage pregnancy and other associated risks. Answer the following questions, using the Women’s Reproductive Health Profile and the RPC Region geography.

- a) What is the Teen Pregnancy rate Age 15-17 in the Bootheel region? _____
- b) How does this rate compare to the state rate? _____

- c) The nonprofit organization want to start deciding on which of the six Bootheel counties to focus on to effectively allocate resources. It decides to allocate its funds to counties that have teen pregnancy rates statistically significantly higher than the state rate. How would they go about finding those counties? (Hint: Counties that fall in the Bootheel Regional Planning Commission region are Dunklin County, Mississippi County, New Madrid County, Pemiscot County, Scott County, and Stoddard County.

d) Other than statistical significance, what other metric could they use to provide a general idea of how a particular county ranks for teen pregnancy compared to the rest of the counties in Missouri?

e) Which counties in the Bootheel region fall in the fifth quintile ranking?

f) How has teenage pregnancy rate changed overtime in the Bootheel RPC Region?



Final Thoughts



As of this writing we have now completed 9 of the full two-day MOPHIMS trainings since the new layout and display screens were introduced during the spring and summer of 2017. The first of these were held in Jefferson City in December 2017 and the most recent was also in Jefferson City at the beginning of September. I had reservations about what the public reaction would be considering the previous system had been functioning successfully for many years. But I am both relieved and pleased to report that the overwhelming feedback has been positive. Most people feel the query screens are much easier to use and people love the fact that

the query page and output screens are now together. We fully realize that not everything is functioning as we would like and we continue to work with our IT staff to make modifications that will improve the ease of use and utility of the tool. Your feedback is crucial for us to make the necessary adjustments. In the next few months we hope to roll out several new functions including to, name just a couple: a search box so that people can more easily find the data they are needing and table headers that lock in place so that users aren't having to scroll up and down to see what column of data they are looking at.

Thanks to everyone in Kansas City, St. Louis, Moberly, Branson and Sikeston, and of course Jefferson City, who assisted with providing a computer lab and provided hospitality to us this year. I've included couple of photos from our travels in Sikeston (above: Three Rivers College at Sikeston, MO) and St Louis (right: The Old Court House in St. Louis, where the Dred Scott case was decided) this year. My new favorite trivia question is to ask people what three rivers are included in the Three Rivers College at Poplar Bluff and Sikeston?





About the MOPHIMS User Newsletter Group

The MOPHIMS User Group Newsletter was created in response to user requests for communication on updates to the MICA system, descriptions of new features, additional practice exercises, announcements of training opportunities, and any other new information about data that might help them perform their jobs more efficiently.

Newsletters will be published on a semi-annual basis. If you have ideas for content, please send them to Andrew.Hunter@health.mo.gov or Whitney.Coffey@health.mo.gov. We would especially like to feature stories describing your success at completing projects or obtaining grants using the MICA tools as well as interviews with public health professionals about your duties and how you use MICA to accomplish them.

Past issues are available at <http://health.mo.gov/data/mica/MICA/newsletters.html>.

Contributors:

Andy Hunter, Whitney Coffey, Kristina Johnson, Teresia Karuga, and Evan Mobley

+++++

How to Sign Up or Opt Out

If you have enjoyed this newsletter, please feel free to share it with your colleagues and community partners. We encourage them to sign up for the MICA User Group by sending an email to MOPHIMSUserGroup@health.mo.gov with the subject line MOPHIMS User Group. This will let us know to send newsletters to them directly so they do not miss any information. Also, we may occasionally distribute time-sensitive information on topics such as training opportunities via e-mail if the newsletter is not scheduled for publication prior to a registration deadline. Finally, the MOPHIMS User Group list helps us track the types of organizations using the tools, which is one of our performance measures.

If you would like to opt out of the MOPHIMS User Group, please send an e-mail with Unsubscribe in the subject line to MOPHIMSUserGroup@health.mo.gov. PLEASE NOTE: Depending on your position title, you may still receive other types of e-mail messages from us. For example, we are requested to send training information to all LPHA Administrators, even if they have unsubscribed from the MOPHIMS User Group.

Contact Information

MOPHIMS User Group MOPHIMSUserGroup@health.mo.gov 573-751-6285	Andy Hunter Andrew.Hunter@health.mo.gov 573-526-0444	Whitney Coffey Whitney.Coffey@health.mo.gov 573-751-6285
---	--	---