

Bulletin Number: MO_IB_0007	Distribution Date: 2/5/21	Effective Date: Ongoing
Contact Point: Metric® Support	Subject: Package Creation to correct Unit of Measure	
Reason: Updating dispensary packages to reflect the appropriate Unit of Measure		


Greetings Metric Users,



The DHHS and Metric are providing details within this bulletin regarding the process for updating the Unit of Measure (UoM) for packages that will be sold from dispensaries. When receiving bulk packages, it is important to verify the UoM is correctly set to ounces or grams for dried, unprocessed marijuana; grams for concentrates; and milligrams of THC for infused products in order to comply with state regulations outlined in 19 CSR 30-95.040(4)(G)5. This document will help guide users to create a new package with the correct UoM, as well as properly finish the old package.

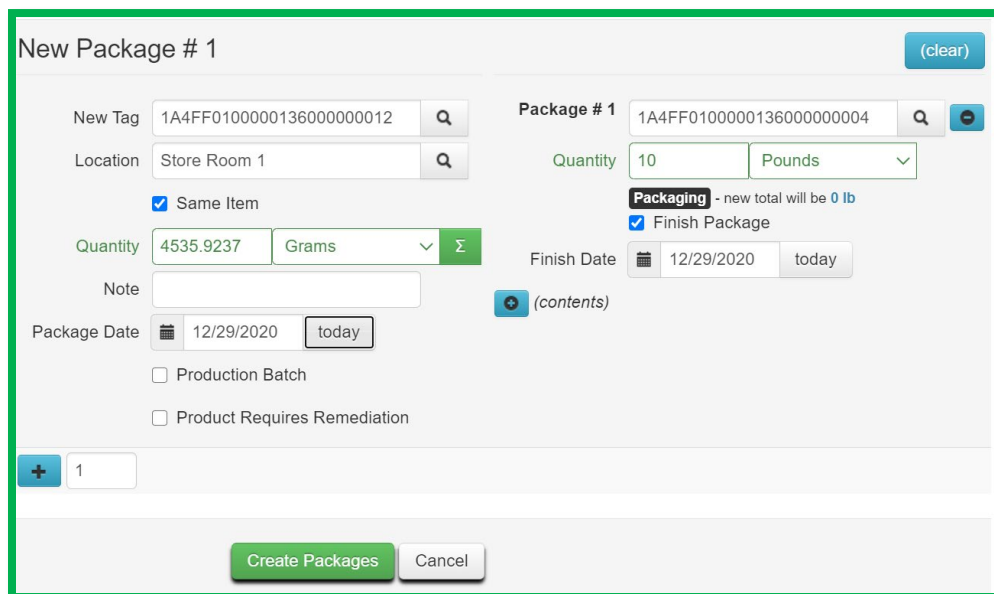
Please see the following pages for additional details below:

Creating a New Package

Users with the ability to manage packages will be able to create packages with the correct unit of measure (UoM) from packages currently in their inventory. The user will select the package with

the incorrect UoM and select  in the top row. With the correct package selected, go through the package creation screen by selecting the appropriate information in the tag number and location fields that will be used for the new package.

On the right-hand side, enter the total weight of the original package, and select the finish package  button. This will enable you to select the summation button  for the new package, converting the original quantity into the total weight of the new package in the correct UoM that you have selected.



The screenshot shows the 'New Package # 1' creation interface. It features two columns of input fields. The left column includes 'New Tag' (1A4FF0100000136000000012), 'Location' (Store Room 1), a checked 'Same Item' checkbox, 'Quantity' (4535.9237) with a unit dropdown set to 'Grams' and a summation button (Σ), a 'Note' field, and 'Package Date' (12/29/2020) with a 'today' button. Below these are checkboxes for 'Production Batch' and 'Product Requires Remediation'. The right column includes 'Package # 1' (1A4FF01000001360000000004), 'Quantity' (10) with a unit dropdown set to 'Pounds', a 'Packaging' section with a note '- new total will be 0 lb' and a checked 'Finish Package' checkbox, and 'Finish Date' (12/29/2020) with a 'today' button. A '(contents)' button is located between the columns. At the bottom left, there is a '+' button and a '1' input field. At the bottom center, there are 'Create Packages' and 'Cancel' buttons.

Figure 1: New Package Creation Screen

With the new package reflecting the weight in the correct UoM, select create package. The newly created package will be available within your “Active” inventory, the original package will now be within your “Inactive” inventory, and the dispensary can now sell from this newly created package.

For dispensaries, as a reminder, you are also able to reject a transfer if the package is not properly packaged with the correct UoM.

Please feel free to contact Metric support at support@metric.com or 877-566-6506 with any questions.